

Quick Release Couplings

J-Series Truflate Automotive interchange

Interchange Data:

- Truflate Automotive interchange style
- Parker 10-Series
- Rectus 55KM
- Tomco A2100/PT400

Materials:

- Machined components are manufactured using solid Steel or Brass bar stock
- Stainless Steel balls, retaining rings, and springs maximise corrosion resistance and extend service life
- Steel componentry is plated using ROHS Compliant Trivalent Chrome
- 1/4" couplers constructed of Brass with Steel sleeve and Steel tubular valve as standard
- 3/8" and 1/2" couplers constructed of Steel as standard with Steel tubular valves



Seal Components:

- Nitrile (Buna-N) seals are standard providing a temperature range of -40°C to +121°C (-40°F to +250°F)

Rated Pressure Chart:


J-SERIES TRUFLATE INTERCHANGE (CONNECTED)																
BODY SIZE	BRASS COUPLER/STEEL PLUG				BRASS COUPLER/PLUG				STEEL COUPLER/PLUG				303 STAINLESS COUPLER/PLUG			
	Max. Working		Burst		Max. Working		Burst		Max. Working		Burst		Max. Working		Burst	
	PSI	Bar	PSI	Bar	PSI	Bar	PSI	Bar	PSI	Bar	PSI	Bar	PSI	Bar	PSI	Bar
1/4"	500	35	11,500	793	300	20	10,500	724	-	-	-	-	-	-	-	-
3/8"	-	-	-	-	-	-	-	-	500	35	18,000	1,241	-	-	-	-
1/2"	-	-	-	-	-	-	-	-	500	35	10,000	690	-	-	-	-

Technical Specifications:

BODY SIZE	INTERCHANGE STANDARDS				FUNCTIONAL PARAMETERS				
	U.S. MILITARY	U.S. GOVERNMENT	INTERNATIONAL STANDARDS	ANSI/NFPA STANDARDS	LOCKING BALL QUANTITY	AIR INCLUSION	FLUID LOSS	VACUUM INCH HG	FLOW @ P = 15 PSI CFM
1/4"	-	-	-	-	6	N/A	N/A	N/R	26
3/8"	-	-	-	-	6	N/A	N/A	N/R	58
1/2"	-	-	-	-	6	N/A	N/A	N/A	91

Operating pressure for couplings utilizing hose barb end connections may be dramatically reduced to that of the hose rating and/or hose end connection combination. Consult hose manufacturer's catalogue for hose end connection ratings. If in doubt, test under controlled conditions for suitability to application. Dixon Quick Coupling cannot assume liability for misapplication of production resulting in equipment down-time, lost production, and/or personal injury including death.

Quick Release Couplings



(Female Thread)

J-SERIES TRUFLATE AUTOMOTIVE INTERCHANGE (MANUAL COUPLER)

PART NO.	BODY SIZE	THREAD SIZE	BODY MATERIAL
2JF1-B	1/4"	1/8"-27 NPTF	Brass
2JF2-B	1/4"	1/4"-18 NPTF	Brass
2JBF2-B	1/4"	1/4"-19 BSPP	Brass
2JF3-B	1/4"	3/8"-18 NPTF	Brass
3JF2	3/8"	1/4"-18 NPTF	Steel
3JF3	3/8"	3/8"-18 NPTF	Steel
3JBF3	3/8"	3/8"-19 BSPP	Steel
3JF4	3/8"	1/2"-14 NPTF	Steel
4FF3	1/2"	3/8"-18 NPTF	Steel
4FF4	1/2"	1/2"-14 NPTF	Steel
4FBF4	1/2"	1/2"-14 BSPP	Steel
4FF6	1/2"	3/4"-14 NPTF	Steel


J-SERIES TRUFLATE AUTOMOTIVE INTERCHANGE (NIPPLE)



(Female Thread)

PART NO.	BODY SIZE	THREAD SIZE	BODY MATERIAL
J2F1	1/4"	1/8"-27 NPTF	Steel
J2F2	1/4"	1/4"-18 NPTF	Steel
J2F2-B	1/4"	1/4"-18 NPTF	Brass
J2BF2	1/4"	1/4"-19 BSPP	Steel
J2F3	1/4"	3/8"-18 NPTF	Steel
J3F2	3/8"	1/4"-18 NPTF	Steel
J3F3	3/8"	3/8"-18 NPTF	Steel
J3BF3	3/8"	3/8"-19 BSPP	Steel
J3F4	3/8"	1/2"-14 NPTF	Steel
J4F3	1/2"	3/8"-18 NPTF	Steel
J4F4	1/2"	1/2"-14 NPTF	Steel
J4BF4	1/2"	1/2"-14 BSPP	Steel
J4F6	1/2"	3/4"-14 NPTF	Steel

J-SERIES TRUFLATE AUTOMOTIVE INTERCHANGE (MANUAL COUPLER)



(Male Thread)

PART NO.	BODY SIZE	THREAD SIZE	BODY MATERIAL
2JM1-B	1/4"	1/8"-27 NPTF	Brass
2JM2-B	1/4"	1/4"-18 NPTF	Brass
2JM3-B	1/4"	3/8"-18 NPTF	Brass
3JM2	3/8"	1/4"-18 NPTF	Steel
3JM3	3/8"	3/8"-18 NPTF	Steel
3JM4	3/8"	1/2"-14 NPTF	Steel
4FM3	1/2"	3/8"-18 NPTF	Steel
4FM4	1/2"	1/2"-14 NPTF	Steel
4FM6	1/2"	3/4"-14 NPTF	Steel

V



(Male Thread)

J-SERIES TRUFLATE AUTOMOTIVE INTERCHANGE (NIPPLE)

PART NO.	BODY SIZE	THREAD SIZE	BODY MATERIAL
J2M1	1/4"	1/8"-27 NPTF	Steel
J2M2	1/4"	1/4"-18 NPTF	Steel
J2M2-B	1/4"	1/4"-18 NPTF	Brass
J2M3	1/4"	3/8"-18 NPTF	Steel
J3M2	3/8"	1/4"-18 NPTF	Steel
J3M3	3/8"	3/8"-18 NPTF	Steel
J3M4	3/8"	1/2"-14 NPTF	Steel
J4M3	1/2"	3/8"-18 NPTF	Steel
J4M4	1/2"	1/2"-14 NPTF	Steel
J4M6	1/2"	3/4"-14 NPTF	Steel


Quick Release Couplings



(Standard & Push-Loc Hose Barb)

J-SERIES TRUFLATE AUTOMOTIVE INTERCHANGE (NIPPLE)


PART NO.	BODY SIZE	BARB CONFIGURATION	BODY MATERIAL
J2S2	1/4"	1/4" Hose Barb	Steel
J2B2	1/4"	1/4" Push-Loc	Steel
J2S2.5	1/4"	5/16" Hose Barb	Steel
J2S3	1/4"	3/8" Hose Barb	Steel
J2B3	1/4"	3/8" Push-Loc	Steel
J3S2	3/8"	1/4" Hose Barb	Steel
J3S3	3/8"	3/8" Hose Barb	Steel
J3B3	3/8"	3/8" Push-Loc	Steel
J3S4	3/8"	1/2" Hose Barb	Steel
J4S3	1/2"	3/8" Hose Barb	Steel
J4S4	1/2"	1/2" Hose Barb	Steel
J4B4	1/2"	1/2" Push-Loc	Steel
J4S6	1/2"	3/4" Hose Barb	Steel



(Reusable Barb)

J-SERIES TRUFLATE AUTOMOTIVE INTERCHANGE (MANUAL COUPLER)


PART NO.	BODY SIZE	BARB CONFIGURATION	BODY MATERIAL
2JE2-B	1/4"	1/4" ID X 3/8" OD	Brass
2JH2-B	1/4"	1/4" ID X 5/8" OD	Brass
2JK3-B	1/4"	3/8" ID X 1 1/16" OD	Brass
2JL3-B	1/4"	3/8" ID X 3/4" OD	Brass



(Reusable Barb)

J-SERIES TRUFLATE AUTOMOTIVE INTERCHANGE (NIPPLE)

PART NO.	BODY SIZE	BARB CONFIGURATION	BODY MATERIAL
J2E2	1/4"	1/4" ID X 3/8" OD	Steel
J2H2	1/4"	1/4" ID X 5/8" OD	Steel
J2K3	1/4"	3/8" ID X 1 1/16" OD	Steel
J2L3	1/4"	3/8" ID X 3/4" OD	Steel



(Standard & Push-Loc Hose Barb)

J-SERIES TRUFLATE AUTOMOTIVE INTERCHANGE (MANUAL COUPLER)

PART NO.	BODY SIZE	BARB CONFIGURATION	BODY MATERIAL
2JS2-B	1/4"	1/4" Hose Barb	Brass
2JB2-B	1/4"	1/4" Push-Loc	Brass
2JS2.5-B	1/4"	5/16" Hose Barb	Brass
2JS3-B	1/4"	3/8" Hose Barb	Brass
2JB3-B	1/4"	3/8" Push-Loc	Brass
3JS2	3/8"	1/4" Hose Barb	Steel
3JS3	3/8"	3/8" Hose Barb	Steel
3JB3	3/8"	3/8" Push-Loc	Steel
3JS4	3/8"	1/2" Hose Barb	Steel
4FS3	1/2"	3/8" Hose Barb	Steel
4FS4	1/2"	1/2" Hose Barb	Steel
4FB4	1/2"	1/2" Push-Loc	Steel
4FS6	1/2"	3/4" Hose Barb	Steel