

## WEH® TW17快速接頭

### 概要



#### 特點：

- 迅速連接
- 無需用手鎖緊
- WEH®夾爪緊固裝置
- 可調整夾爪以增加流量
- 人體工學設計
- 高規格材質
- 多樣化操作模式
- 自動化控制可
- 無需其它測試裝置

WEH® TW17快速接頭專為內螺紋密封設計。測試壓力越高、快速接頭越是夾緊測試件內部，並可在短時間內達到連接緊密。前端O-ring便可有效密封且無需額外的夾鉗裝置。更不需再另外使用昂貴且耗時的測試裝置。

為加強流量，TW17快速接頭尺寸5-8的夾爪上均有標準擴孔。其它尺寸如因需求也需要額外增加孔，請與我們聯繫。

WEH® TW17快速接頭有以下多數操作標式可供選擇：

TW17H - 手動形式，以手壓下手柄

TW17V - 氣動形式，以空氣驅動氣動閥門

TW17P - 遠端氣動形式，以自動或半自動系統控制裝置

上述操作模式可隨時更換、只需要簡單地拆卸目前使用的裝置並換上後來適用的接頭即可



為流量而設計的TW17孔洞(實圖)

特殊規格，如：需要接頭加長或縮短等等或改成正漏螺塞以及氣動操作等等，均可詢問。(請參照特殊解決方案)

#### 應用

適用於液壓、氣壓及功能性測試的內螺紋測試件。例如：引擎、汽缸、壓力容器、管件、設備等等。

註：若快速接頭應用於液壓驅動或於自動化系統中使用夾爪緊固裝置，請參照Page.83技術資訊。

### 技術規格

	基本規格
操作壓力	Vacuum up to 350 bar
驅動壓力	6 - 12 bar compression air
驅動壓力接口P1	G1/8" internal thread
驅動壓力接口P2	G1/4" internal thread
溫度範圍	+5 °C up to +80 °C
漏率	$1 \times 10^{-3}$ mbar x l/s
操作模式	H = manual actuation via hand lever V = pneumatic actuation via valve head P = pneumatic actuation for external manual, semi or fully automatic control systems
材質	Corrosion resistant stainless steel, anodized aluminium
密封材質	NBR

其它要求請連繫我們

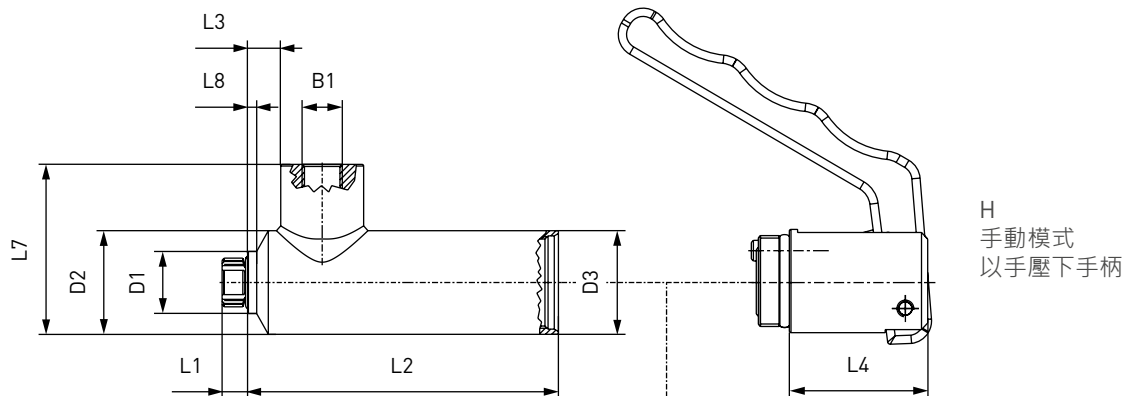
#### 操作範例：



# WEH® TW17快速接頭

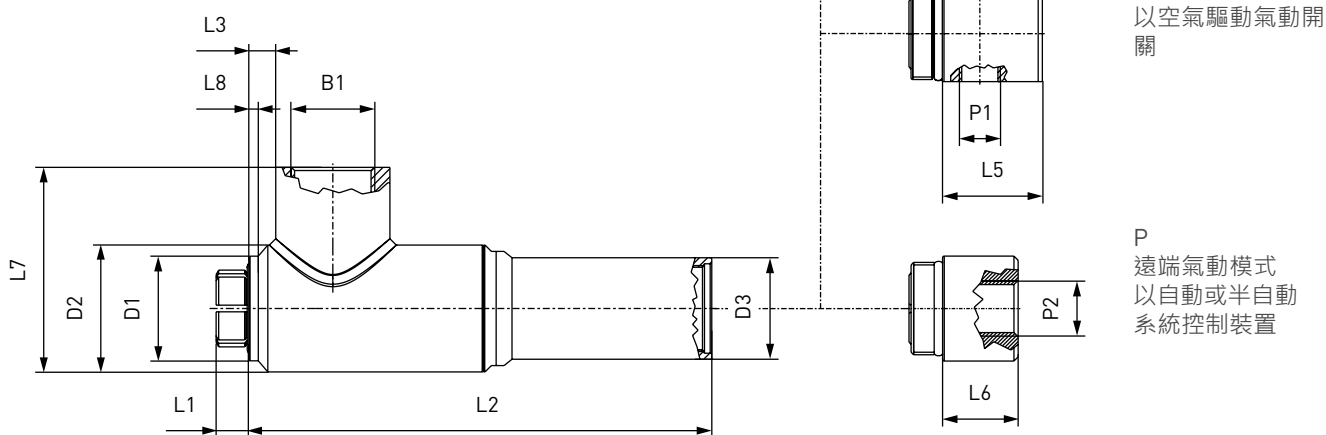
## ORDERING | WEH® TW17 Quick Connector

approx. dimensions (mm)



H  
手動模式  
以手壓下手柄

Body size 1 - 4



V  
氣動模式  
以空氣驅動氣動開關

P  
遠端氣動模式  
以自動或半自動  
系統控制裝置

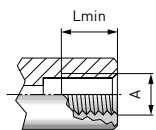
Body size 5 - 8

Body size	Inlet B1 (internal thread)	D1	D1*	D2	D2*	D3	L1	L2	L3	L4	L5	L6	L7	L8	L8*
1	G1/8"	15.0	15.0	25.0	25.0	25.0	8.0	75.0	8.0	33.5	24.0	18.0	44.0	2.2	2.2
2	G1/4"	19.0	20.5	27.0	27.0	27.0	9.0	75.0	9.0	32.0	18.0	18.0	40.0	2.5	4.7
3	G3/8"	23.0	25.9	32.0	32.0	32.0	12.0	88.0	9.5	35.0	18.0	18.0	50.0	2.0	4.0
4	G1/2"	26.8	28.9	37.0	37.0	37.0	12.0	88.0	8.0	35.0	18.0	18.0	55.0	2.8	4.0
5	G3/4"	33.0	40.5	40.0	45.0	32.0	14.0	145.0	8.0	35.0	18.0	18.0	68.5	3.0	8.0
6	G1"	40.0	46.5	49.0	49.0	32.0	14.0	168.0	18.0	35.0	18.0	18.0	77.0	3.0	5.0
7	G1"	52.0	-	59.0	-	32.0	11.0	185.5	18.0	35.0	18.0	18.0	84.0	3.0	-
8	G1"	58.0	-	65.0	-	32.0	9.0	148.5	13.2	35.0	18.0	18.0	90.3	4.0	-
8	G1"	70.0	-	77.0	-	32.0	10.5	148.5	13.2	35.0	18.0	18.0	102.0	4.0	-

\* acc. to ISO 6149

## WEH® TW17快速接頭

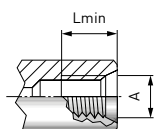
Metric ISO thread to DIN 13 - acc. to DIN 3852 part 1, form X and Y



Part No.	Body size	Thread A (internal thread)	Lmin*
TW17...-W9031-025	1	M10x1.0	7.0
TW17...-W9033-045	2	M12x1.0	9.5
TW17...-W9034-045	2	M12x1.5	9.5
TW17...-W9035-045	2	M14x1.5	9.5
TW17...-W9036-065	3	M16x1.5	10.5
TW17...-W9037-065	3	M18x1.5	10.5
TW17...-W9038-085	4	M20x1.5	10.5
TW17...-W9039-085	4	M22x1.5	10.5
TW17...-W9040-125	5	M24x1.5	11.0
TW17...-W9043-125	5	M26x1.5	11.0
TW17...-W9044-125	5	M27x2.0	11.0
TW17...-W9045-165	6	M28x1.5	12.5
TW17...-W9046-165	6	M30x1.5	12.5
TW17...-W9070-165	6	M33x2.0	12.5
TW17...-W9071-165	7	M36x2.0	12.5

\* Lmin: minimum thread length

Metric ISO thread to DIN 13 - acc. to ISO 6149-1

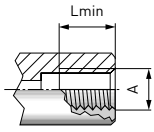


Part No.	Body size	Thread A (internal thread)	Lmin*
TW17...-W9082-025	1	M10x1.0	7.0
TW17...-W9083-045	2	M12x1.5	9.5
TW17...-W9084-045	2	M14x1.5	9.5
TW17...-W9085-065	3	M16x1.5	10.5
TW17...-W9086-065	3	M18x1.5	10.5
TW17...-W9133-085	4	M20x1.5	10.5
TW17...-W9087-085	4	M22x1.5	10.5
TW17...-W9113-125	5	M24x1.5	11.0
TW17...-W9114-125	5	M26x1.5	11.0
TW17...-W9092-125	5	M27x2.0	11.0
TW17...-W9115-165	6	M30x2.0	12.5

\* Lmin: minimum thread length

## WEH® TW17快速接頭

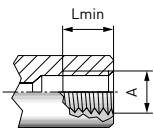
Whitworth tube thread to DIN ISO 228-1 - acc. to DIN 3852 part 2, form X and Y



Part No.	Body size	Thread A (internal thread)	Lmin*
TW17...-W9000-025	1	G1/8"	7.0
TW17...-W9001-045	2	G1/4"	9.5
TW17...-W9002-065	3	G3/8"	10.5
TW17...-W9003-085	4	G1/2"	10.5
TW17...-W9004-085	4	G5/8"	10.5
TW17...-W9005-125	5	G3/4"	11.0
TW17...-W9006-165	6	G1"	12.5
TW17...-W9058-165	7	G1 1/4"	11.0
TW17...-W9059-165	8	G1 1/2"	11.0
TW17...-W9094-165	8	G2"	11.0

\* Lmin: minimum thread length

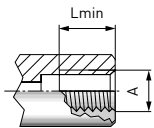
BSPT (tapered Whitworth tube thread) - acc. to DIN 3852 part 2, form X and Y



Part No.	Body size	Thread A (internal thread)	Lmin*
TW17...-W9024-025	1	BSPT 1/8"	7.0
TW17...-W9025-045	2	BSPT 1/4"	9.5
TW17...-W9026-065	3	BSPT 3/8"	10.5
TW17...-W9027-085	4	BSPT 1/2"	10.5
TW17...-W9028-085	4	BSPT 5/8"	10.5
TW17...-W9029-125	5	BSPT 3/4"	11.0
TW17...-W9030-165	6	BSPT 1"	12.5

\* Lmin: minimum thread length

NPT thread (ANSI/ASME B1.20.1-1983) - acc. to SAE J476a

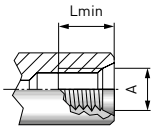


Part No.	Body size	Thread A (internal thread)	Lmin*
TW17...-W9007-025	1	NPT 1/8"	7.0
TW17...-W9008-045	2	NPT 1/4"	9.5
TW17...-W9009-065	3	NPT 3/8"	10.5
TW17...-W9010-085	4	NPT 1/2"	10.5
TW17...-W9012-125	5	NPT 3/4"	11.0
TW17...-W9013-165	6	NPT 1"	12.5

\* Lmin: minimum thread length

## WEH® TW17快速接頭

SAE-O-Ring Boss - acc. to SAE J1926 / ISO 11926



Part No.	Body size	Thread A (internal thread)	Lmin*
TW17...-W9078-025	1	UNF 3/8"-24	7.0
TW17...-W9047-025	1	UNF 7/16"-20	7.0
TW17...-W9048-045	2	UNF 1/2"-20	9.5
TW17...-W9049-045	2	UNF 9/16"-18	9.5
TW17...-W9052-065	3	UNF 3/4"-16	10.5
TW17...-W9053-085	4	UNF 7/8"-14	10.5
TW17...-W9055-125	5	UN 1 1/16"-12	11.0
TW17...-W9057-165	6	UN 1 3/16"-12	11.0
TW17...-W9056-165	6	UN 1 5/16"-12	11.0

\* Lmin: minimum thread length

Other connector sizes and versions on request.

關於訂購所需資訊請參照page 9.

訂購WEH® TW17時請參照page 9

### 1. 訂購型號

請在欲訂購的型號內加入需求的操作模式代號(H/V/P)於(...)處

例如：TW17H-W9031-025

### 2. 壓力範圍

請於型號最後加入LP = 低壓(最高達50 bar)或HP = 高壓(最高達350 bar)

例如：TW17H-W9031-025/HP

## WEH® TW17快速接頭

### 配件

以下配件可選購與TW17快速接頭共用：

#### 螺塞

若快速接頭的主要功用為止洩，可在連接口B1使用黃銅製螺塞(低壓)或不鏽鋼製(高壓)  
建議客戶端測試密封物是否可適用在應用流體上

Low pressure




High pressure

Part No.	Description	Thread (external thread)	Pressure range
E69-9200	Screw plug (low pressure)	G1/8"	0 - 50 bar
E69-9210	Screw plug (low pressure)	G1/4"	0 - 50 bar
E69-9220	Screw plug (low pressure)	G3/8"	0 - 50 bar
E69-9230	Screw plug (low pressure)	G1/2"	0 - 50 bar
W9338	Screw plug (low pressure)	G3/4"	0 - 50 bar
W9329	Screw plug (high pressure)	G1/8"	50 - 350 bar
W9330	Screw plug (high pressure)	G1/4"	50 - 350 bar
W9331	Screw plug (high pressure)	G3/8"	50 - 350 bar
W9332	Screw plug (high pressure)	G1/2"	50 - 350 bar
W9333	Screw plug (high pressure)	G3/4"	50 - 350 bar
W9334	Screw plug (high pressure)	G1"	50 - 350 bar
W9335	Screw plug (high pressure)	G1 1/4"	50 - 350 bar

### 特殊解決方案


Examples:



TW17P 可延伸型



TW17V 雙接頭型



TW17V 多接頭型