

## » WEH® TW19快速接頭

### 概要



#### 特點：

- 迅速連接
- 無需用手鎖緊
- WEH®夾爪緊固裝置
- 高規格材質

WEH® TW19專為密封測試高壓及低壓應用的內螺紋部品而設計。夾爪可安全地與測試部品連接，即使在橫向壓力很大的情況下，例如硬質或較重的管子。測試壓力越高、快速接頭越是夾緊測試件內部，並可在短時間內達到連接緊密。前端O-ring便可有效密封且無需額外的夾鉗裝置。只需要接頭內的密封物即可達到相當的密封效果，易於維護。

#### 應用

適用於液壓、氣壓及功能性測試的內螺紋測試件。

### 技術規格

	基本規格
操作壓力	Vacuum up to max. 350 bar
溫度範圍	+5 °C up to +80 °C
漏率	$1 \times 10^{-3}$ mbar x l/s
操作模式	Manual actuation via clamping lever
材質	Corrosion resistant stainless steel
密封材質	NBR

其它要求請連繫我們

註：若應用流體為水或具腐蝕性之液壓請連繫我們!

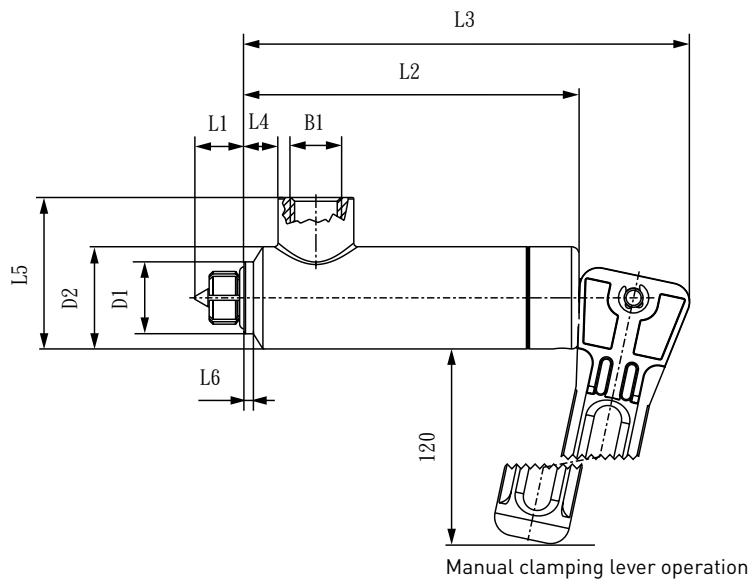
#### 操作範例：



# WEH® TW19快速接頭

## ORDERING | WEH® TW19 Quick Connector

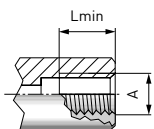
approx. dimensions (mm)



Body size	Inlet B1 (internal thread)	D1	D1*	D2	D2*	L1	L2	L3	L4	L5	L6	L6*
2	G1/4"	19.0	20.5	27.0	27.0	13.0	88.5	118.0	9.0	40.0	2.5	4.7
3	G3/8"	23.0	25.9	32.0	32.0	16.0	101.5	131.0	9.5	50.0	2.0	4.0
4	G1/2"	27.0	28.9	37.0	37.0	17.0	101.5	131.0	8.0	55.0	2.8	4.0
5	G3/4"	33.0	40.5	40.0	45.0	19.5	117.0	146.0	8.0	69.0	3.0	8.0
6	G1"	40.0	46.5	49.0	49.0	17.0	140.0	170.0	18.0	74.0	3.0	8.0

\* applies to ISO 6179 and SAE J1926

Metric ISO-thread to DIN 13 - acc. to DIN 3852 part 1, form X and Y

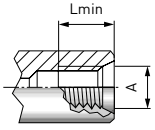


Part No.	Body size	Thread A (internal thread)	Lmin*
C1-16484	2	M12x1.5	9.5
C1-16483	2	M14x1.5	9.5
C1-16590	3	M16x1.5	10.5
C1-16459	3	M18x1.5	10.5
C1-18404	4	M20x1.5	10.5
C1-16460	4	M22x1.5	10.5
C1-12860	5	M24x1.5	11.0
C1-17260	5	M26x1.5	11.0
C1-14605	6	M30x1.5	12.5

\* Lmin: minimum thread length

## WEH® TW19快速接頭

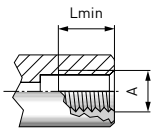
Metric ISO thread to DIN 13 - acc. to ISO 6149-1



Part No.	Body size	Thread A (internal thread)	Lmin*
C1-35915	2	M12x1.5	9.5
C1-14940	2	M14x1.5	9.5
C1-48588	3	M16x1.5	10.5
C1-35916	3	M18x1.5	10.5
C1-119114	4	M20x1.5	10.5
C1-33703	4	M22x1.5	10.5
C1-109085	5	M24x1.5	11.0
C1-84472	5	M26x1.5	11.0
C1-41186	5	M27x2.0	11.0
C1-119115	6	M30x1.5	12.5

\* Lmin: minimum thread length

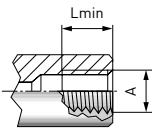
Whitworth tube thread to DIN ISO 228-1 - acc. to DIN 3852 part 2, form X and Y



Part No.	Body size	Thread A (internal thread)	Lmin*
C1-16494	2	G1/4"	9.5
C1-16493	3	G3/8"	10.5
C1-16888	4	G1/2"	10.5
C1-14602	4	G5/8"	10.5
C1-15161	5	G3/4"	11.0
C1-18191	6	G1"	12.5

\* Lmin: minimum thread length

BSPT (tapered Whitworth tube thread) - acc. to DIN 3852 part 2, form X and Y

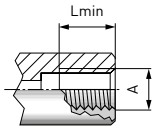


Part No.	Body size	Thread A (internal thread)	Lmin*
C1-14544	2	BSPT 1/4"	9.5
C1-18648	3	BSPT 3/8"	10.5
C1-17275	4	BSPT 1/2"	10.5
C1-14604	4	BSPT 5/8"	10.5
C1-18391	5	BSPT 3/4"	11.0
C1-14547	6	BSPT 1"	12.5

\* Lmin: minimum thread length

## WEH® TW19快速接頭

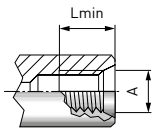
NPT thread (ANSI/ASME B1.20.1-1983) - acc. to SAE J476a



Part No.	Body size	Thread A (internal thread)	Lmin*
C1-16565	2	NPT 1/4"	9.5
C1-44258	3	NPT 3/8"	10.5
C1-72165	4	NPT 1/2"	10.5
C1-14603	4	NPT 5/8"	10.5
C1-12851	5	NPT 3/4"	11.0
C1-16874	6	NPT 1"	12.5

\* Lmin: minimum thread length

SAE-O-Ring Boss - acc. to SAE J1926 / ISO 11926



Part No.	Body size	Thread A (internal thread)	Lmin*
C1-15274	2	UNF 1/2"-20	9.5
C1-16485	2	UNF 9/16"-18	9.5
C1-17618	3	UNF 3/4"-16	10.5
C1-18242	4	UNF 7/8"-14	10.5
C1-18394	5	UN 1 1/16"-12	11.0
C1-118948	6	UN 1 3/16"-12	11.0
C1-16461	6	UN 1 5/16"-12	11.0

\* Lmin: minimum thread length

Other connector sizes and versions on request.

關於訂購所需資訊請參照page 9.

### 配件

以下配件可選購與TW19快速接頭共用：


螺塞資訊請參照page 15.

### 特殊解決方案

Examples:



TW19 平行夾爪控制桿



TW19 縮短型配合V操作模式



TW19 45度連接口與固定架