

WEH® TW04 快速接頭

概要



特點：

- 以手鎖緊
- 可簡易更動密封物
- 人體工學設計
- 高規格材質

WEH® TW04快速接頭 專為止漏功能的外螺紋部品設計、可測試、填充、止漏以及排放。

以手將快速接頭鎖緊直到O-ring接觸到測試件為止。無需使用扳手、密封膠、止洩帶即可密合。
NBR 材質廣泛適用於一般工業應用。
MET 除了可作為接頭使用，亦可作為一般螺塞。

應用

適用於壓力及真空測試的內螺紋測試件。如：管配件、固定裝置、管材、鍋爐、桶槽、冷卻/散熱器。

技術規格

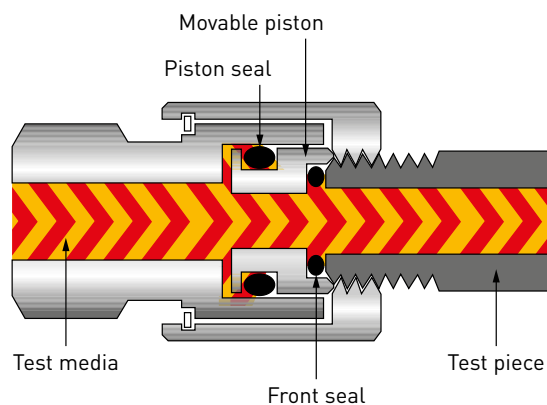
	基本規格
操作壓力	Vacuum up to max. 345 bar
溫度範圍	+5 °C up to +80 °C
漏率	1×10^{-3} mbar x l/s
材質	Corrosion resistant stainless steel
密封材質	NBR

其它要求請連繫我們

操作範例：



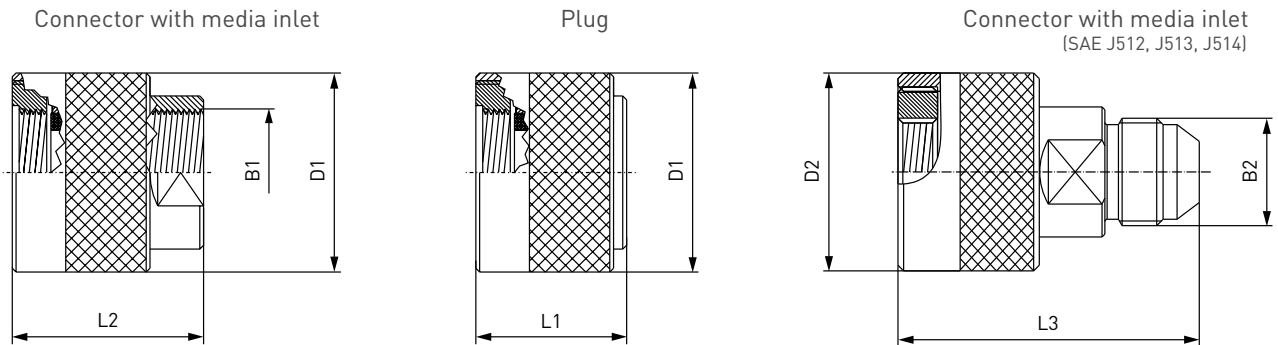
TW04快接構造(專為外螺紋測試件設計):



» WEH® TW04 快速接頭

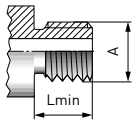
ORDERING | WEH® TW04 Quick Connector

approx. dimensions (mm)



Body size	Inlet B1 (internal thread)	Inlet B2 (external thread)	D1	D2	L1	L2	L3
1	G1/8"	-	22.0	-	25.2	35.2	-
2	G1/4"	UNF 7/16"-20	27.0	25.0	26.2	40.2	46.3
3	G3/8"	UNF 9/16"-18	32.0	30.0	27.9	37.9	48.0
4	G3/8"	UNF 3/4"-16	35.0	35.0	27.9	37.9	53.3
5	G1/2"	UNF 7/8"-14	37.0	38.0	32.7	50.7	62.7
6	G3/4"	-	44.0	-	33.7	51.7	-
7	G1"	UNF 1 1/16"-12	52.0	44.0	39.4	59.9	66.5

Metric ISO-thread to DIN 13 - acc. to DIN 3852 part 1, form X and Y

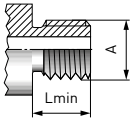


Part No. Connector	Part No. Plug	Body size	Thread A (external thread)	Inlet B1 (internal thread)	Max. operating pressure [PS]	Lmin*
C1-12406	C1-12410	1	M10x1.0	G1/8"	50 bar	8.0
C1-12414	C1-12419	2	M12x1.5	G1/4"	50 bar	10.0
C1-12415	C1-12418	2	M14x1.5	G1/4"	50 bar	10.0
C1-12422	C1-12425	3	M16x1.5	G3/8"	50 bar	11.0
C1-12426	C1-12427	4	M18x1.5	G3/8"	50 bar	11.0
C1-12431	C1-12436	5	M20x1.5	G1/2"	50 bar	11.0
C1-12432	C1-12435	5	M22x1.5	G1/2"	50 bar	12.0
C1-12439	C1-12444	6	M24x1.5	G3/4"	50 bar	14.0
C1-12440	C1-12443	6	M26x1.5	G3/4"	50 bar	14.0

* Lmin: minimum thread length

WEH® TWO4快速接頭

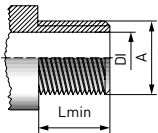
'G'-thread to DIN 259 or ISO 7/1 or DIN ISO 228-1 - Plane surface smooth and burr free



Part No. Connector	Part No. Plug	Body size	Thread A (external thread)	Inlet B1 (internal thread)	Max. operating pressure (PS)	Lmin*
C1-12405	C1-12409	1	G1/8"	G1/8"	50 bar	12.0
C1-12412	C1-12417	2	G1/4"	G1/4"	50 bar	12.0
C1-12421	C1-12424	3	G3/8"	G3/8"	50 bar	12.0
C1-12429	C1-12434	5	G1/2"	G1/2"	50 bar	12.0
C1-12438	C1-12442	6	G3/4"	G3/4"	50 bar	12.0
C1-12446	C1-12447	7	G1"	G1"	50 bar	12.0

* Lmin: minimum thread length

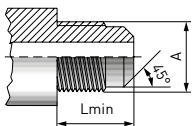
NPT thread (ANSI/ASME B1.20.1-1983) - acc. to SAE J476a, plane surface smooth and burr free



Part No. Connector	Part No. Plug	Body size	Thread A (external thread)	Inlet B1 (internal thread)	Max. operating pressure (PS)	DI max.	Lmin*
C1-12404	C1-12408	1	NPT 1/8"	G1/8"	50 bar	5.0	9.7
C1-12411	C1-12416	2	NPT 1/4"	G1/4"	50 bar	7.0	14.0
C1-12420	C1-12423	3	NPT 3/8"	G3/8"	50 bar	10.5	14.0
C1-12428	C1-12433	5	NPT 1/2"	G1/2"	50 bar	14.0	19.0
C1-12437	C1-12441	6	NPT 3/4"	G3/4"	50 bar	18.0	19.0
C1-12445	C1-12448	7	NPT 1"	G1"	50 bar	24.0	20.5

* Lmin: minimum thread length

SAE J512 (45° cone), SAE J513

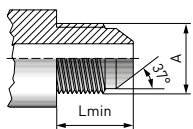


Part No. Connector	Part No. Plug	Body size	Thread A (external thread)	Inlet B2 (internal thread)	Max. operating pressure (PS)	Lmin*
C1-11956	C1-119982	2	UNF 7/16"-20	UNF 7/16"-20	345 bar	12.7
C1-65987	C1-119981	3	UNF 9/16"-18	UNF 9/16"-18	345 bar	14.2
C1-11957	C1-119980	4	UNF 3/4"-16	UNF 3/4"-16	276 bar	19.0
C1-11958	C1-119979	5	UNF 7/8"-14	UNF 7/8"-14	276 bar	22.4
C1-12976	C1-119978	7	UN 1 1/16"-14	UN 1 1/16"-14	172 bar	25.4

* Lmin: minimum thread length

» WEH[®] TW04快速接頭

SAE J514 JIC 37°



Part No. Connector	Part No. Plug	Body size	Thread A (external thread)	Inlet B2 (internal thread)	Max. operating pressure (PS)	Lmin*
C1-35638	C1-119973	2	UNF 7/16"-20	UNF 7/16"-20	345 bar	14.0
C1-32445	C1-96356	3	UNF 9/16"-18	UNF 9/16"-18	345 bar	14.1
C1-32446	C1-17172	4	UNF 3/4"-16	UNF 3/4"-16	276 bar	16.7
C1-17173	C1-119975	5	UNF 7/8"-14	UNF 7/8"-14	276 bar	19.3
C1-32447	C1-119976	7	UN 1 1/16"-12	UN 1 1/16"-12	172 bar	21.9

* Lmin: minimum thread length

Other connector sizes and versions on request.

關於訂購所需資訊請參照page 9.